

PALAGINA

CATALOGO LINEA PLISSÉ / PLEATED LINE CATALOGUE



PALAGINA



INDICE / INDEX

PLISSÈ 38 / PLEATED INSECT SCREEN 38	4
INCASSO PLISSÈ / BUILT-IN PLEATED INSECT SCREEN	6
BIG 31 L / BIG 31 L	8
BIG 31 B / BIG 31 B	8
BIG 31 C / BIG 31 C	8
WIRELESS 24 L / WIRELESS 24 L	10
WIRELESS 24 C / WIRELESS 24 C	10
SPACE 22 L / SPACE 22 L	12
SPACE 22 B / SPACE 22 B	12
SPACE 22 C / SPACE 22 C	12
INCA-SPACE 22 L / INCA-SPACE 22 L	14
INCA-SPACE 22 B / INCA-SPACE 22 B	14
INCA-SPACE 22 C / INCA-SPACE 22 C	14
SPACE 22 V / SPACE 22 V	16
INCA-SPACE 22 V / INCA-SPACE 22 V	18
MINIMAL 17 L / MINIMAL 17 L	20
MINIMAL 17 C / MINIMAL 17 C	20
MINIMAL 17 V / MINIMAL 17 V	22
SLIM 13 L / SLIM 13 L	24
SLIM 13 C / SLIM 13 C	24
SLIM 13 V / SLIM 13 V	26
KIT PER FISSAGGIO FRONTALE STANDARD / STANDARD KIT FACE FITTING	28



PLISSÉ

PLISSEE

Modello
Model

Versione
Version


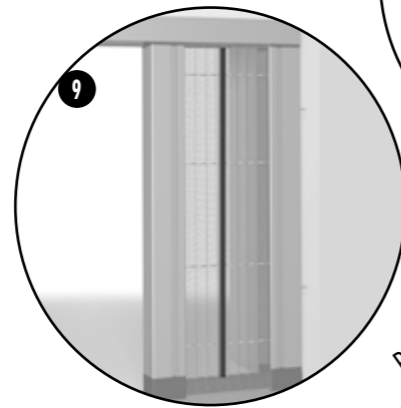
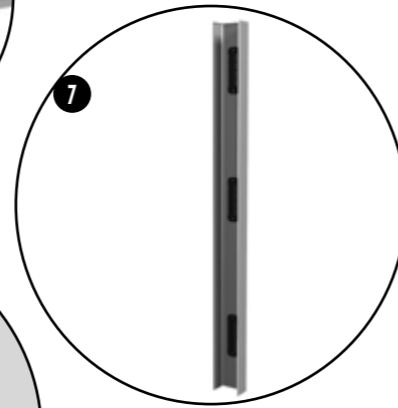

Dimensioni Max (per altre dim. chiedere disponibilità)
Max sizes (for different sizes ask for a quote)

**PLISSÉ 38 / PLEATED
INSECT SCREEN 38**

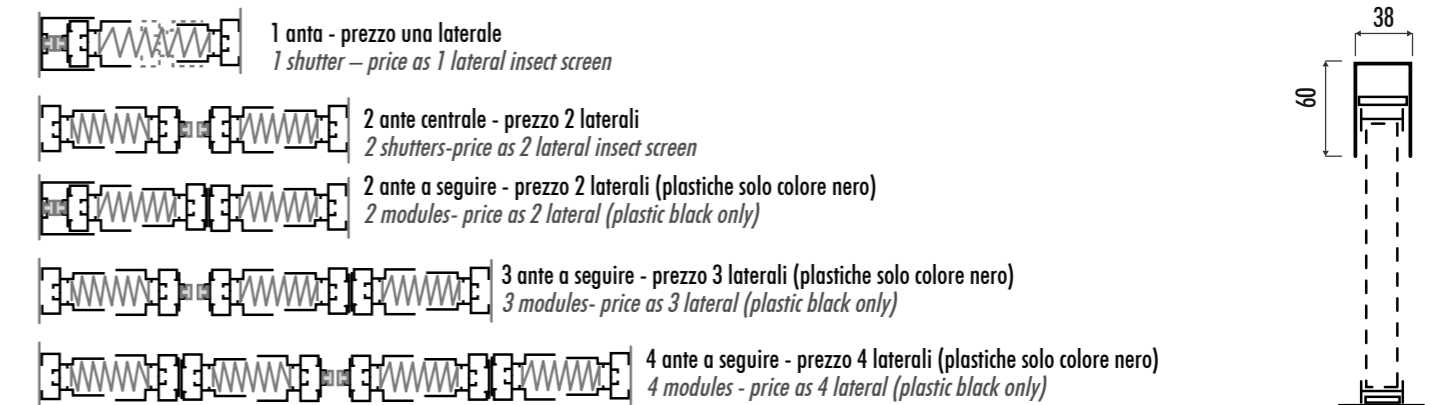
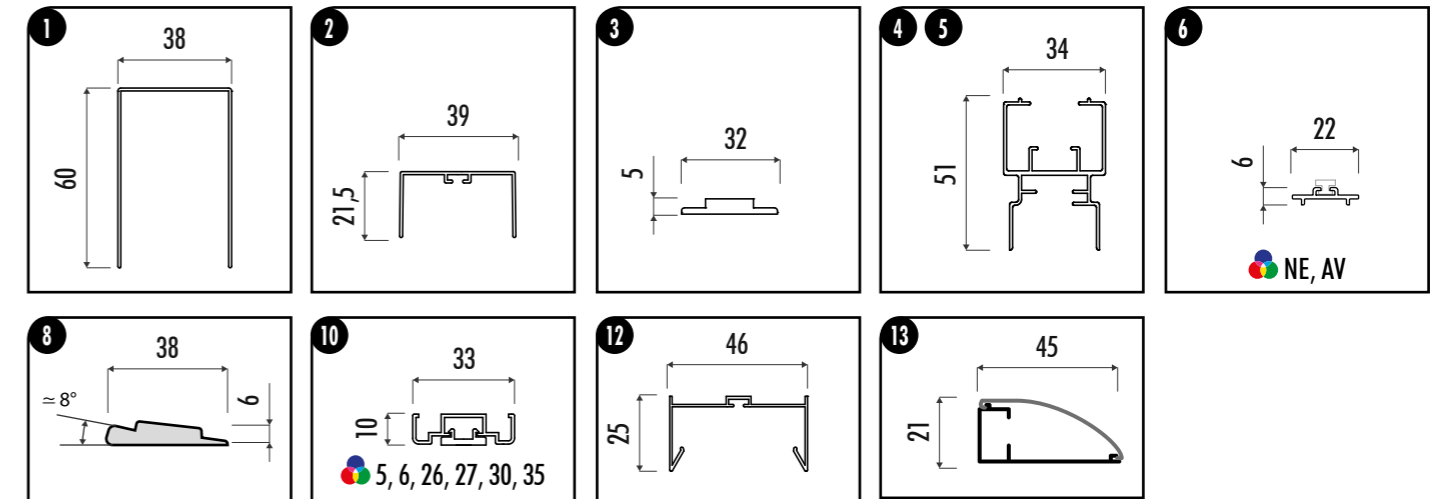
Rete nera / Black mesh
Rete grigia / Grey mesh

200 x 300 cm
200 x 260 cm

Altre info vedi pg: 33
Other info see page: 33




Disegni
Drawings




Accessori / Accessories

- Compensatore laterale / lateral compensating element
- Rete nera, grigia (a richiesta) / Black mesh, grey (on request)
- Profilo di riscontro Small / Small closure profile
- Guida a terra in pendenza / Inclined bottom guide
- Barrette reggi cingoli / Black support rods for tracks
- Guida superiore autoportante: vedi versione incasso Pg 6 / Self-supporting upper guide: see version on page 6
- Cambio rete / Mesh replacement


Plastica / Plastic parts



Reti / Meshes



Alluminio / Aluminium



Legenda / Caption

- Guida superiore / Upper guide
- Profilo di riscontro / Closure profile
- Guida a terra in PVC / PVC Floor guide
- Barramaniglia / Handle bar
- Cassonetto / Headbox
- Porta magnete Barramaniglia in PVC / PVC Handle bar magnet holder
- Compensatore con "CLIP" | OPTIONAL / Compensating profile with "CLIP" | OPTIONAL
- Guida a terra in pendenza (circa 8°) | OPTIONAL / Inclined floor guide (about 8°) | OPTIONAL
- Barrette reggi cingoli nere | OPTIONAL / Black support rods for tracktracks | OPTIONAL
- Profilo di riscontro Small | OPTIONAL / Small closure profile | OPTIONAL
- Cuffie per guida sup. autoportante (solo 46mm) (col. BI, NE) | OPTIONAL / Version with self-supporting upper rail (46mm only) (white, black) | OPTIONAL
- Guide laterali per versione autoportante | OPTIONAL / Lateral guide for self-supporting version | OPTIONAL
- Profilo per Kit fissaggio frontale | OPTIONAL / Profil for face-fitting | OPTIONAL
- Rete in polipropilene / Polypropylene mesh



Colori non in pronta consegna. Giorni necessari per la consegna:
Colors not in prompt delivery. Expected lead-times:

Fascia 1 e 2: 20 gg | Fascia 3: 30 gg
Category 1 e 2: 20 gg | Category 3: 30 gg

Modello
Model

Versione
Version

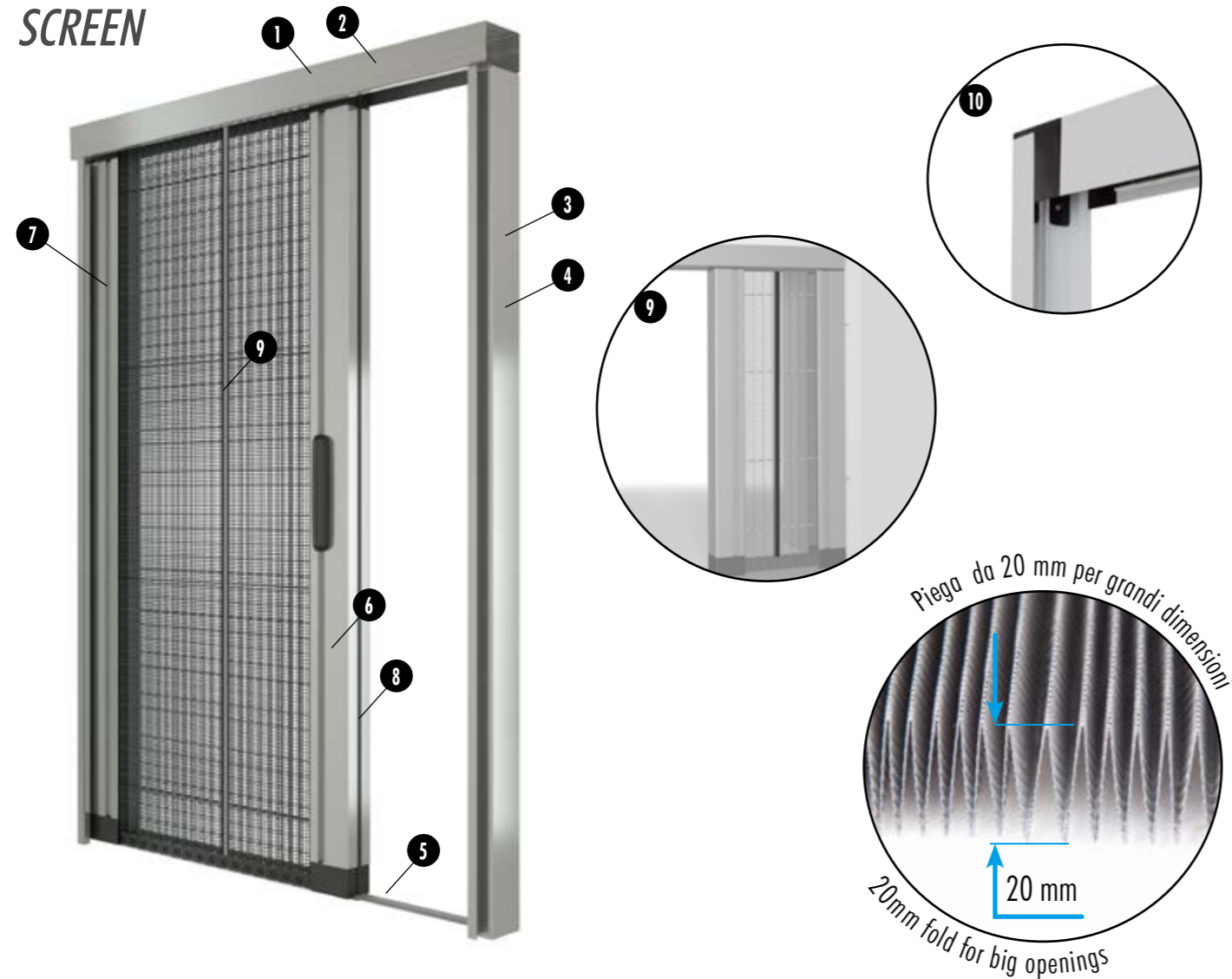
Dimensioni Max (per altre dim. chiedere disponibilità)
Max sizes (for different sizes ask for a quote)

INCASSO PLISSÉ / BUILT-IN PLEATED INSECT SCREEN

Rete nera / Black mesh
Rete grigia / Grey mesh

200 x 300 cm
200 x 260 cm

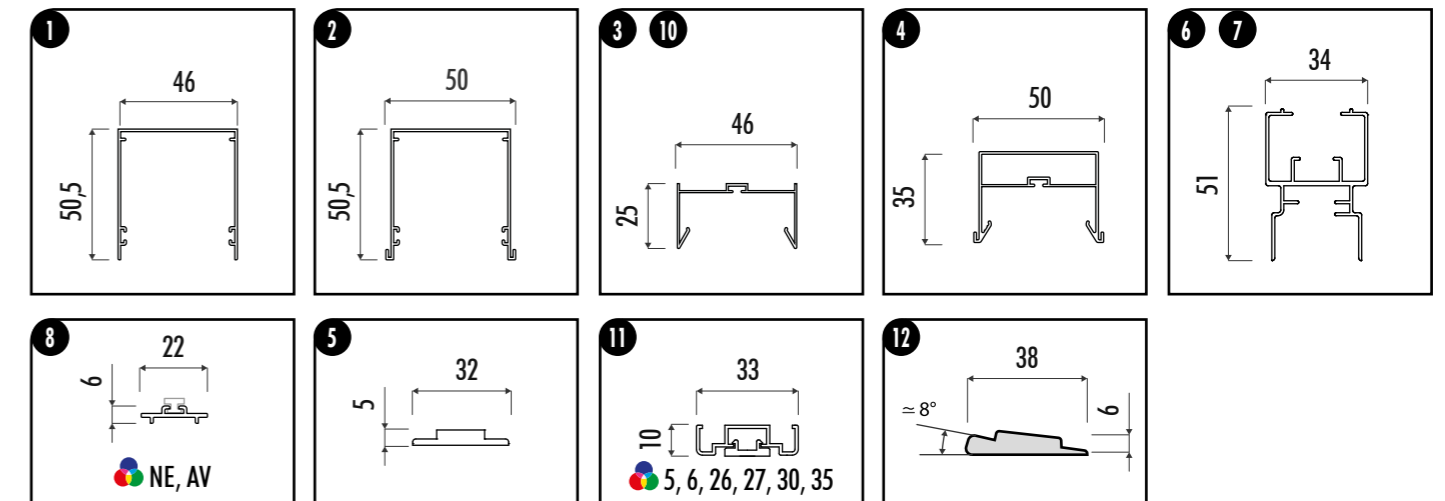
Altre info vedi pg: 33
Other info see page: 33



Legenda / Caption

- | | |
|--|---|
| 1. Guida superiore 46mm | 1. Upper guide 46mm |
| 2. Guida superiore 50mm | 2. Upper guide 50mm |
| 3. Profilo di riscontro 46mm | 3. Closure profile 46mm |
| 4. Profilo di riscontro 50mm | 4. Closure profile 50mm |
| 5. Guida a terra di spessore 5 mm | 5. 5 mm bottom guide |
| 6. Barramaniglia | 6. handle bar |
| 7. Cassonetto | 7. Head box |
| 8. Porta magnete Barramaniglia | 8. Handle bar magnet holder |
| 9. Barrette reggi cingoli OPTIONAL | 9. Black support rods for trackstracks OPTIONAL |
| 10. Versione con guida superiore autoportante OPTIONAL | 10. Version with self-supporting upper guide OPTIONAL |
| 11. Profilo di riscontro Small OPTIONAL | 11. Small closure profile OPTIONAL |
| 12. Guida a terra in pendenza OPTIONAL | 12. Inclined bottom guide OPTIONAL |

Disegni
Drawings



Accessori / Accessories


Guida a terra in pendenza
Rete nera, grigia (a richiesta)
Barrette reggi cingoli
Profilo di riscontro Small (solo con magnete)
Kit versione con guida superiore autoportante

Inclined bottom guide
Black mesh, grey (on request)
Black support rods for tracks
Small closure profile (only with magnet)
Kit version with self-supporting upper guide

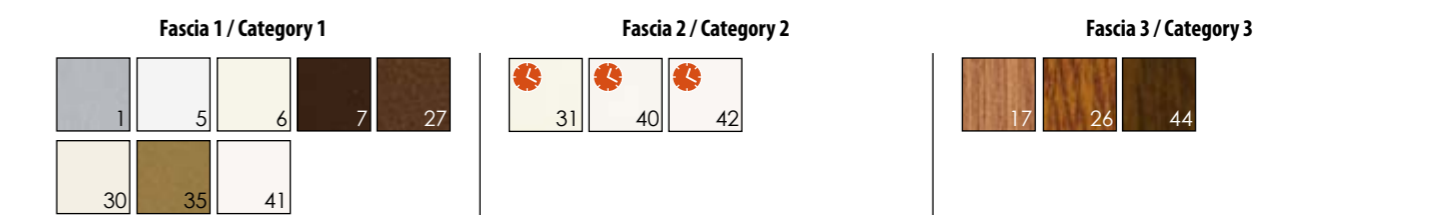
Plastica / Plastic parts



Reti / Meshes



Alluminio / Aluminium



Colori non in pronta consegna. Giorni necessari per la consegna: | Fascia 1 e 2: 20 gg | Fascia 3: 30 gg
Colors not in prompt delivery. Expected lead-times: | Category 1 e 2: 20 gg | Category 3: 30 gg

Modello
Model

Versione
Version

Dimensioni Max (per altre dim. chiedere disponibilità)
Max sizes (for different sizes ask for a quote)

BIG 31 L
BIG 31 B
BIG 31 C

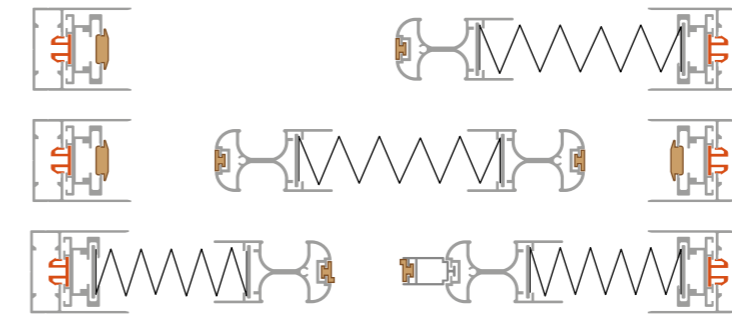
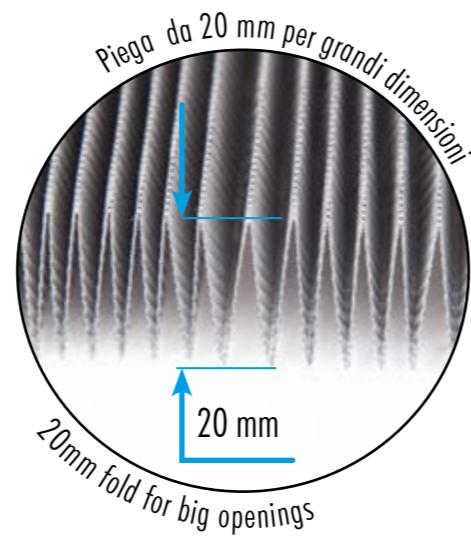

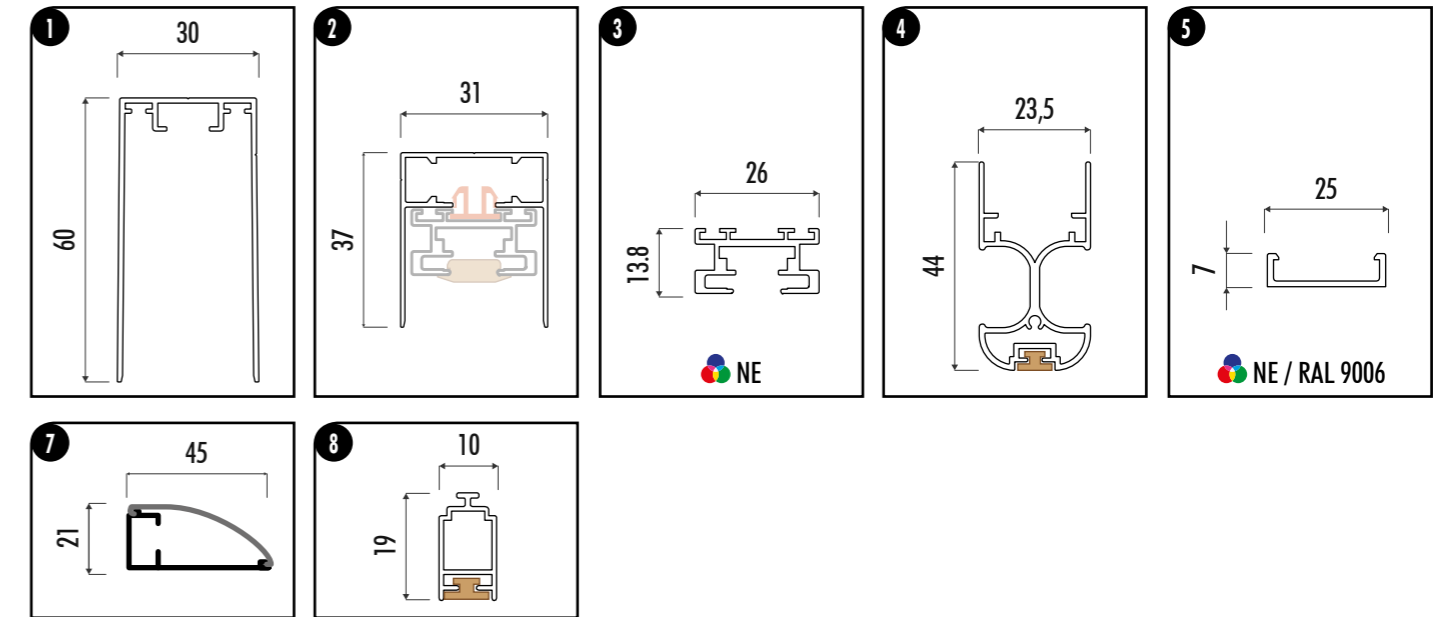
L Laterale / Lateral
B Bi-laterale / Double retractable
C Centrale / Double-leaf

450 x *300 cm
450 x *300 cm
900 x *300 cm

Altre info vedi pg: 33
Other info see page: 33

*H 260 realizzabile con rete grigia / *Height of 260 cm possible with grey mesh

Disegni
Drawings



BIG 31 L

BIG 31 B

BIG 31 C

Legenda / Caption

1. Guida superiore
2. Guida laterale
3. Profilo porta magneti e tensionatore (col. NE)
4. Barramaniglia
5. Guida a terra (col. NE)
6. Rete in polipropilene
7. Profilo per Kit fissaggio frontale | **OPTIONAL**
8. Distanziale porta magneti per versione "centrale"

1. Lateral and upper guide
2. Closing back section
3. Profile for magnet and tension adjuster (black)
4. Handle bar
5. Bottom guide (black)
6. Polypropylene mesh
7. Profil for face-fitting Kit | **OPTIONAL**
8. Spacer with magnet for double-leaf version

Accessori / Accessories


Maggiorazione per apertura bilaterale
Guida a terra RAL 9006 argento
Cambio rete

Surcharge for double retractable version
Bottom guide RAL 9006 silver
Mesh replacement


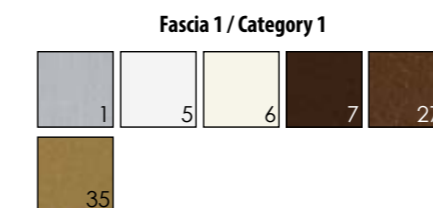
Plastica / Plastic parts



Reti / Meshes



Alluminio / Aluminium



Colori non in pronta consegna. Giorni necessari per la consegna:
Colors not in prompt delivery. Expected lead-times:

Fascia 1 e 2: 20 gg | Fascia 3: 30 gg
Category 1 e 2: 20 gg | Category 3: 30 gg

Modello
Model

Versione
Version

Dimensioni Max (per altre dim. chiedere disponibilità)
Max sizes (for different sizes ask for a quote)

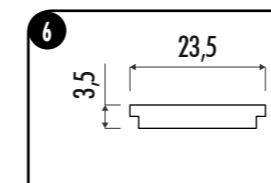
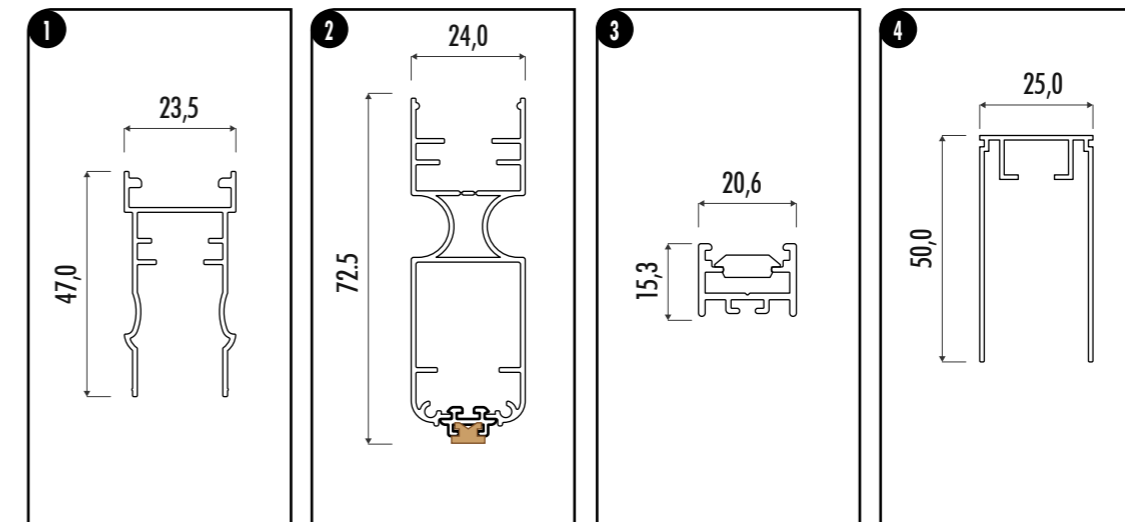
WIRELESS 24 L
WIRELESS 24 C

L Laterale / Lateral
C Centrale / Double-leaf

160 x 260 cm
320 x 260 cm

Altre info vedi pg: 33
Other info see page: 33

Disegni
Drawings



WIRELESS 24 L



WIRELESS 24 C

Accessori / Accessories

Cambio rete

Mesh replacement

Legenda / Caption

1. Cassonetto
2. Barramaniglia
3. Profili laterali porta magnete e clip
4. Guida superiore
5. Guida a terra PVC
6. Rete in poliestere Waterproof
7. Cingolo

1. Headbox
2. Handle bar
3. Side profiles for magnet and clips
4. Upper guide
5. PVC Floor guide
6. Waterproof polyester mesh
7. Track

Plastica / Plastic parts



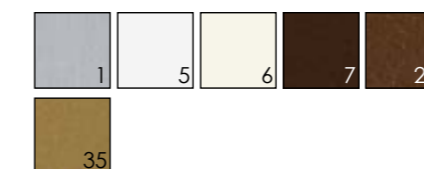
Reti / Meshes




Waterproof nero
Waterproof, black

Alluminio / Aluminium

Fascia 1 / Category 1



Fascia 3 / Category 3



Modello
Model

Versione
Version

Dimensioni Max (per altre dim. chiedere disponibilità)
Max sizes (for different sizes ask for a quote)

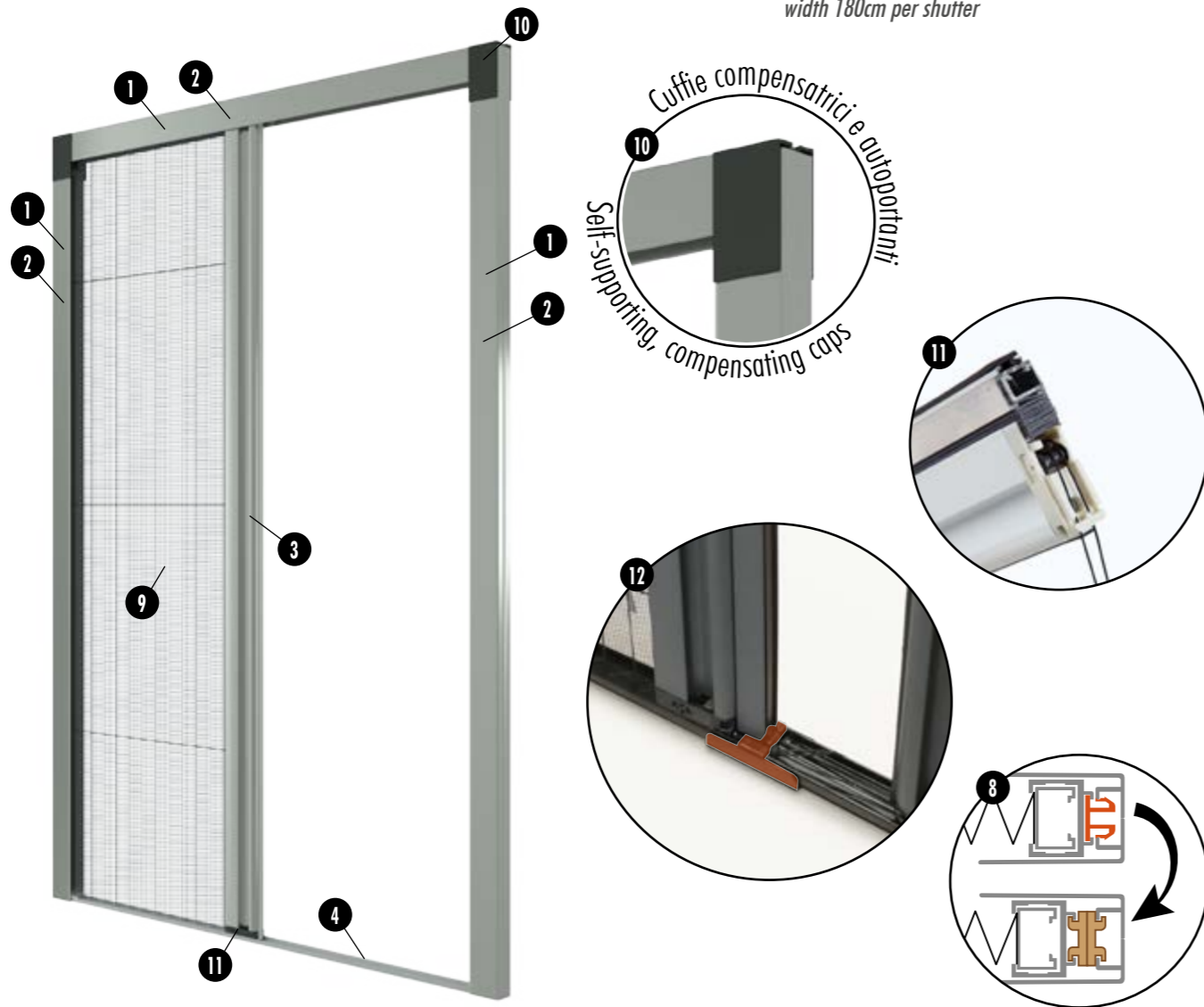
SPACE 22 L
SPACE 22 B
SPACE 22 C

L Laterale / Lateral
B Bi-laterale / Double retractable
C Centrale / Double-leaf

240 x *260 cm
240 x *260 cm
480 x *260 cm

Altre info vedi pg: 33
Other info see page: 33

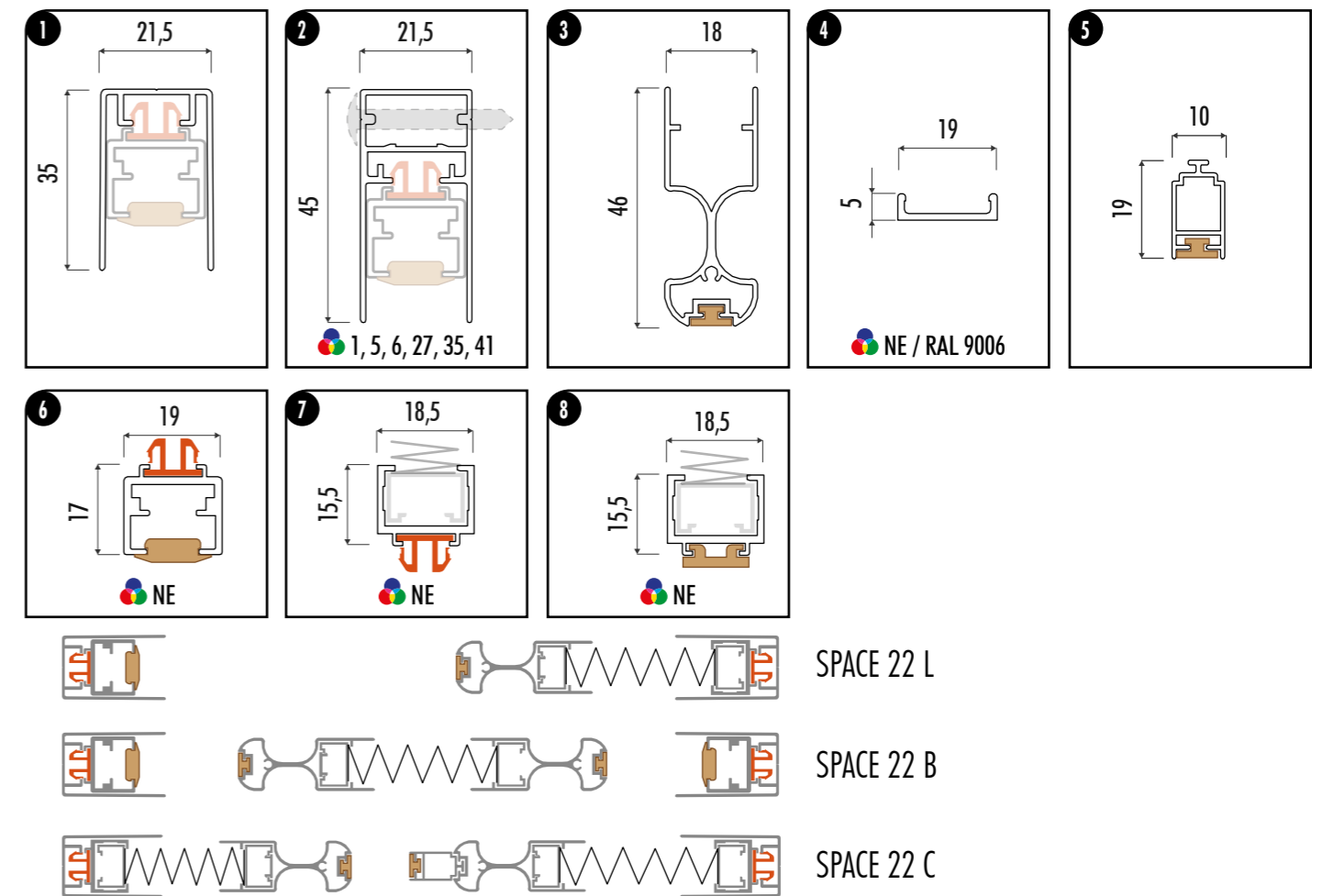
*H 320 ma con larghezza max: 180 cm per ogni anta. / * Height 320 cm possible with maximum width 180cm per shutter



Legenda / Caption

- | | |
|---|--|
| 1. Guide laterali e superiore | 1. Lateral and upper guide |
| 2. Guide laterali e superiore per attacco frontale | 2. Lateral and upper guide for face fitting |
| 3. Profilo barramaniglia | 3. Handle profile |
| 4. Guida a terra | 4. Bottom guide |
| 5. Distanziale porta magnete per versione "centrale" | 5. Spacer with magnet for double-leaf version |
| 6. Profilo porta tensionatori e magnete (col. NE) | 6. Profil for magnet and tension adjuster (black) |
| 7. Profilo copri "C" con clip | 7. Cover profile for "C" element with clips |
| 8. Profilo copri "C" con magnete (solo laterali) OPTIONAL | 8. Cover profile for "C" element with magnet (lateral version only) OPTIONAL |
| 9. Rete in poliestere Waterproof | 9. Mesh pack, waterproof, black |
| 10. Cuffie compensatrici e autoportanti | 10. Self-supporting, compensating caps |
| 11. Tappo barramaniglia ad alto scorrimento (col. BI, NE) | 11. Handle bar end cap (white, black) |
| 12. Fermo per versione "centrale" | 12. Locking device for double-leaf version |

Disegni
Drawings




Accessori / Accessories


Rete in poliestere (PL) grigia WaterProof
Reti colorate H300 (fino esaurimento)
Rete nera con metallizzazione esterna H300 (fino esaurimento)
Maggiorazione per apertura bilaterale
Cassonetto con attacco magnetico ad alta energia (solo laterale)
Attacco frontale 3 e 4 lati
Guida a terra RAL 9006 argento
Cambio rete

Waterproof grey polyester mesh
Coloured meshes – Width 300 cm (only while stocks last)
Black mesh with external metal. W 300 cm (only while stocks last)
Surcharge for double retractable version
Headbox with magnetic fixing (lateral only)
Face fitting – 3 and 4 sides
Bottom guide RAL 9006 silver
Mesh replacement

Plastica / Plastic parts



Reti / Meshes



Alluminio / Aluminium



Colori non in pronta consegna. Giorni necessari per la consegna:
Colors not in prompt delivery. Expected lead-times:

Fascia 1 e 2: 20 gg | Fascia 3: 30 gg
Category 1 e 2: 20 gg | Category 3: 30 gg

Modello
Model

Versione
Version

Dimensioni Max (per altre dim. chiedere disponibilità)
Max sizes (for different sizes ask for a quote)

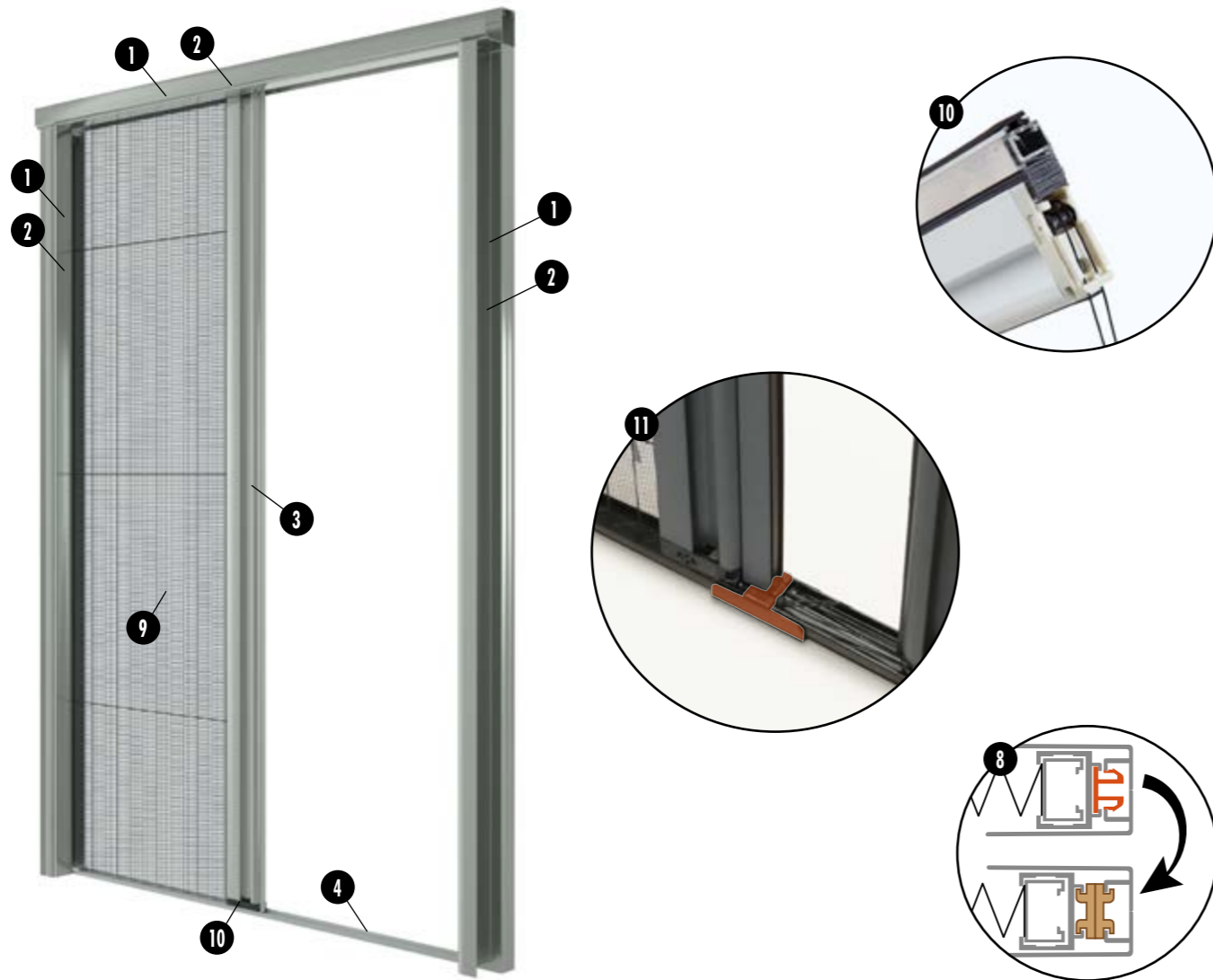
INCA-SPACE 22 L
INCA-SPACE 22 B
INCA-SPACE 22 C

- L Laterale / Lateral
- B Bi-laterale / Double retractable
- C Centrale / Double-leaf

240 x *260 cm
240 x *260 cm
480 x *260 cm

Altre info vedi pg: 33
Other info see page: 33

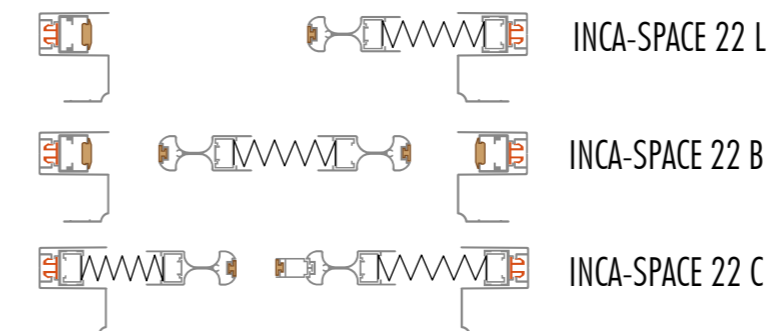
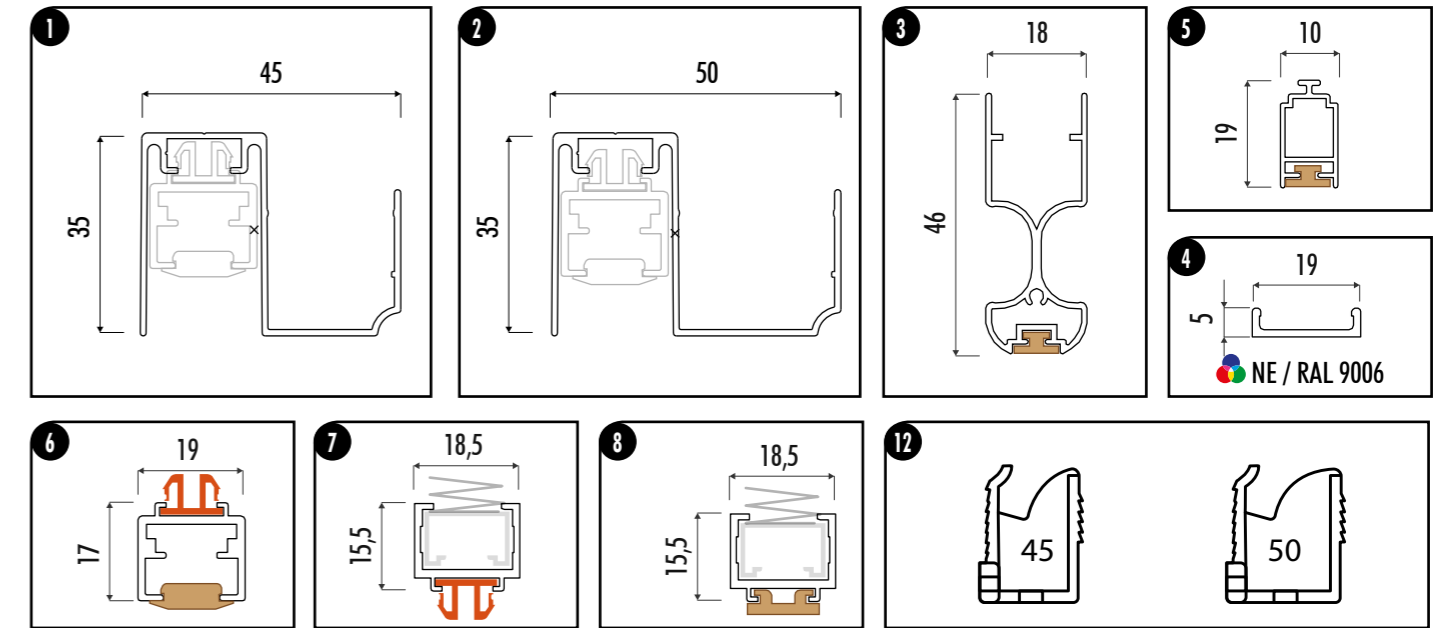
*H 320 ma con larghezza max: 180 cm per ogni anta. / * Height 320 cm possible with maximum width 180cm per shutter



Legenda / Caption

- | | |
|--|--|
| <ul style="list-style-type: none"> 1. Guide laterali e superiore da incasso 45 mm 2. Guide laterali e superiore da incasso 50 mm 3. Profilo barramaniglia 4. Guida a terra 5. Distanziale porta magnete per versione "centrale" 6. Profilo porta tensionatori e magnete 7. Profilo copri "C" con clip 8. Profilo copri "C" con magneti (solo laterali) OPTIONAL 9. Rete in poliestere Waterproof 10. Tappo barramaniglia ad alto scorrimento (col. BI, NE) 11. Accessori per versione "centrale" 12. Supporti reggi guida 45 e 50 mm | <ul style="list-style-type: none"> 1. Lateral and upper guide for 45mm recessed version 2. Lateral and upper guide for 50mm recessed version 3. Handle profile 4. Floor guide 5. Spacer with magnet for double-leaf version 6. Profil for magnet and tension adjuster 7. Cover profile for "C" element with clips 8. Cover profile for "C" element with magnet (lateral version only) OPTIONAL 9. Waterproof polyester mesh 10. Handle bar end cap (white, black) 11. Accessories for double-leaf version 12. Guide holder supports for 45 / 50 mm |
|--|--|

Disegni
Drawings



Accessori / Accessories


Rete in poliestere (PL) grigia WaterProof
Maggiorazione per apertura bilaterale
Reti colorate H300 (fino esaurimento)
Rete nera con metallizzazione esterna H300 (fino esaurimento)
Cassonetto con attacco magnetico ad alta energia (solo laterale)
Guida a terra RAL 9006 argento
Cambio rete

Waterproof grey polyester mesh
Surcharge for double retractable version
Coloured meshes – Width 300 cm (only while stocks last)
Black mesh with external metal. W 300 cm (only while stocks last)
Headbox with magnetic fixing (lateral only)
Bottom guide RAL 9006 silver
Mesh replacement

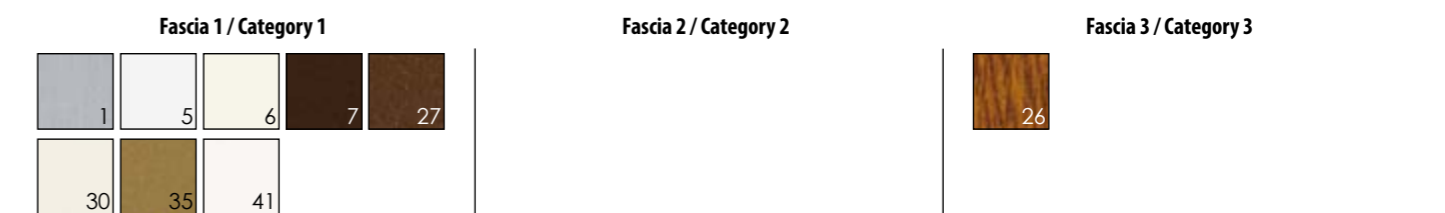
Plastica / Plastic parts



Reti / Meshes



Alluminio / Aluminium



Colori non in pronta consegna. Giorni necessari per la consegna:
Colors not in prompt delivery. Expected lead-times:

Fascia 1 e 2: 20 gg | Fascia 3: 30 gg
Category 1 e 2: 20 gg | Category 3: 30 gg

Modello
Model

Versione
Version

Dimensioni Max (per altre dim. chiedere disponibilità)
Max sizes (for different sizes ask for a quote)

SPACE 22 V

V Verticale / Vertical

180 x 200 cm

Altre info vedi pg: 33
Other info see page: 33

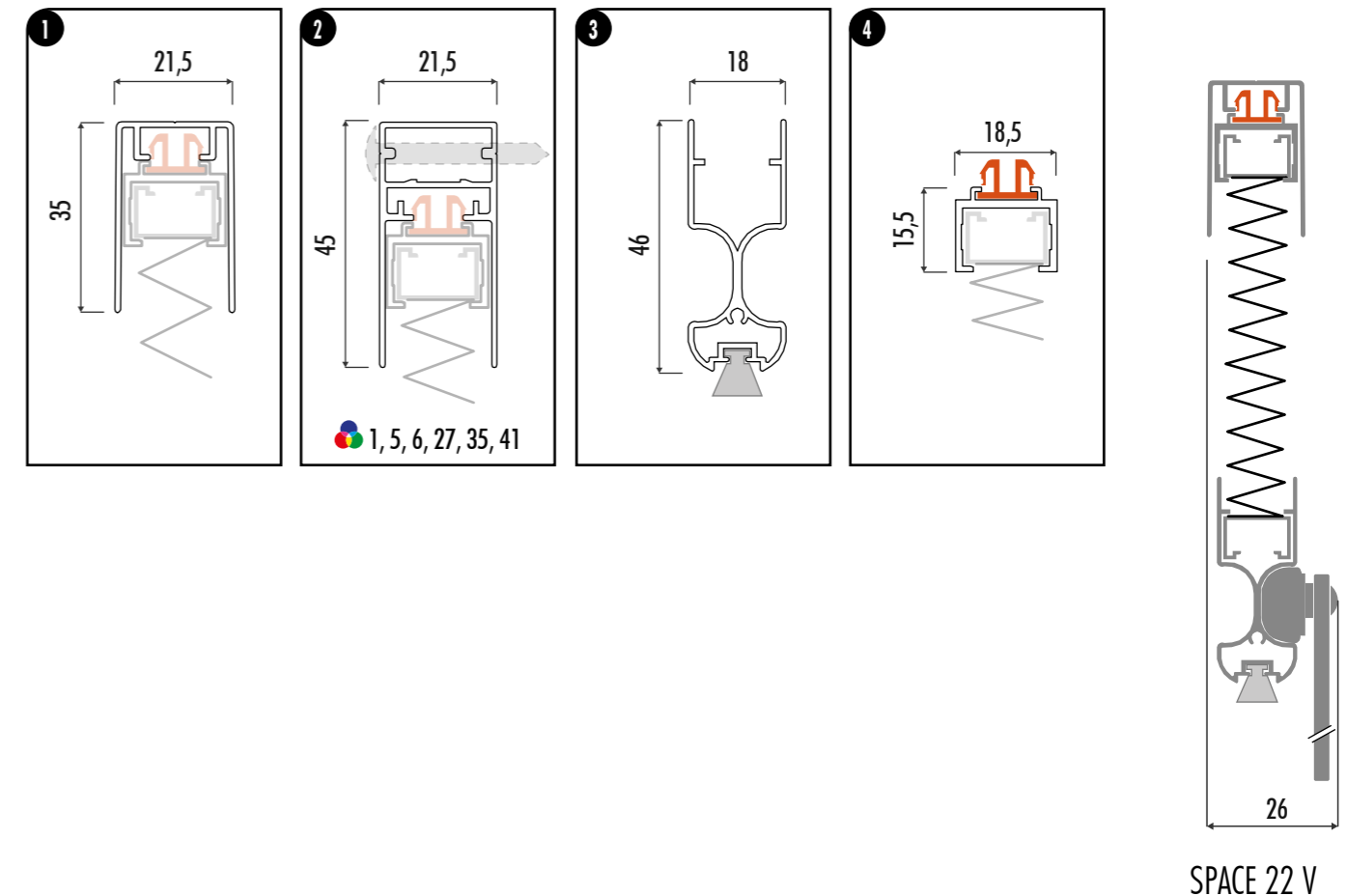


Legenda / Caption

1. Guide laterali e superiore
2. Guide laterali e superiore per attacco frontale
3. Profilo barramaniglia
4. Profilo copri "C" con clip
5. Rete in poliestere Waterproof
6. Cuffie compensatrici e autoportanti
7. Asta di comando | OPTIONAL
8. Passa fili a "L"
9. Blochetto tensionatore con molla
10. Tappi barra maniglia (col. BI, NE)

1. Lateral and upper guide
2. Lateral and upper guide for face fitting
3. Handle profile
4. Cover profile for "C" element with clips
5. Waterproof polyester mesh
6. Self-supporting, compensating caps
7. Command rod | OPTIONAL
8. "L" wire-guide device
9. Tensioning unit with spring
10. Handle bar end cap (white, black)

Disegni
Drawings



Accessori / Accessories


Rete in poliestere (PL) grigia WaterProof
Asta di comando H 55 cm
Reti colorate H300 (fino esaurimento)
Rete nera con metallizzazione esterna H300 (fino esaurimento)
Attacco frontale 3 e 4 lati
Cambio rete

Waterproof grey polyester mesh
Rod H 55 cm
Coloured meshes (only while stocks last)
Black mesh with external metal. W 300 cm (only while stocks last)
Face fitting - 3 and 4 sides
Mesh replacement


Plastica / Plastic parts



Reti / Meshes



Alluminio / Aluminium



Colori non in pronta consegna. Giorni necessari per la consegna:
Colors not in prompt delivery. Expected lead-times:

Fascia 1 e 2: 20 gg | Fascia 3: 30 gg
Category 1 e 2: 20 gg | Category 3: 30 gg

Modello
Model

Versione
Version


Dimensioni Max (per altre dim. chiedere disponibilità)
Max sizes (for different sizes ask for a quote)

INCA-SPACE 22 V

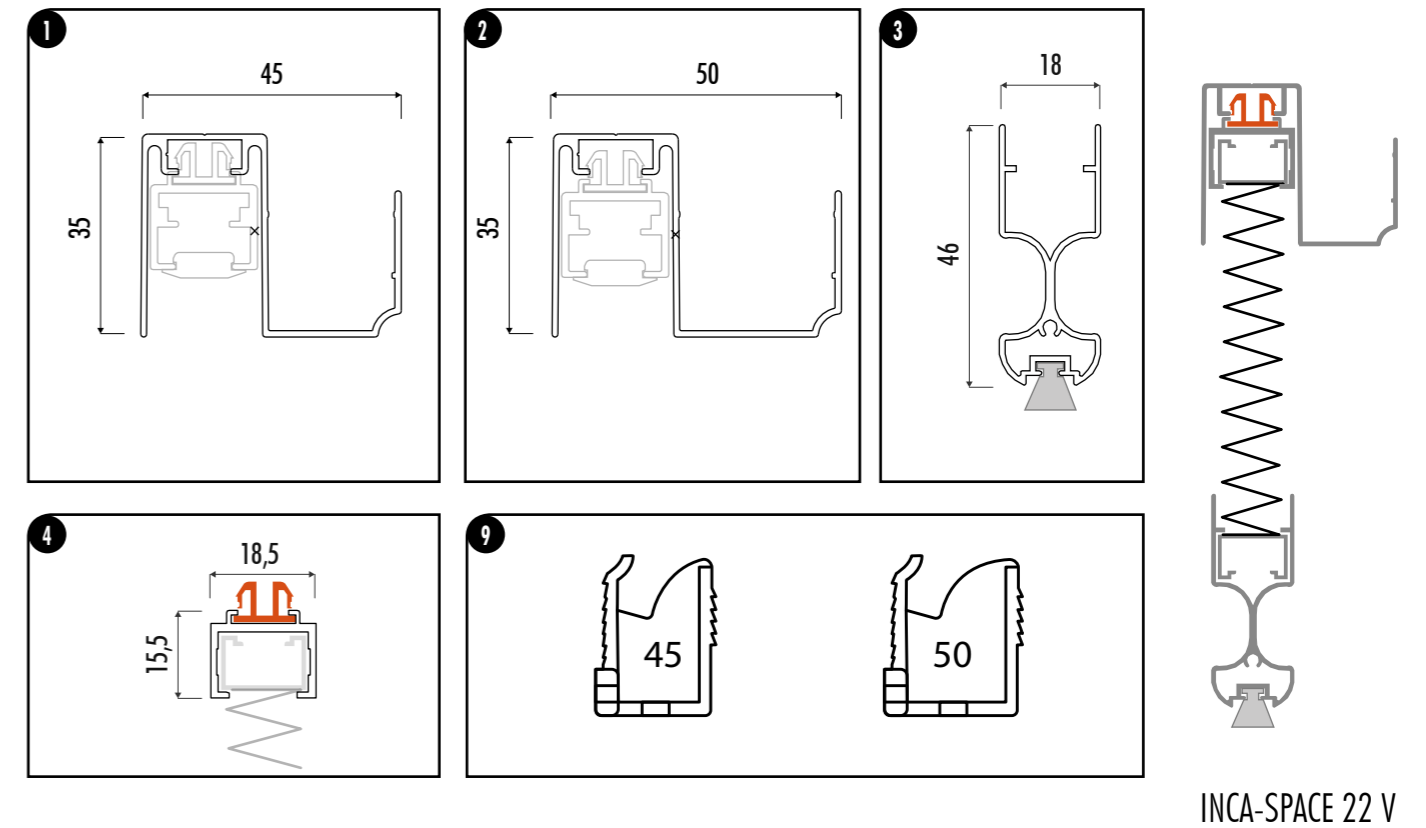
V Verticale / Vertical

180 x 200 cm

Altre info vedi pg: 33
Other info see page: 33



Disegni
Drawings



INCA-SPACE 22 V

Legenda / Caption


- | | |
|---|--|
| <ul style="list-style-type: none"> 1. Guide laterali e superiore da incasso 45 mm 2. Guide laterali e superiore da incasso 50 mm 3. Profilo barramaniglia 4. Profilo copri "C" con clip 5. Rete in poliestere Waterproof 6. Asta di comando OPTIONAL 7. Passa fili a "L" 8. Blocchetto tensionatore con molla 9. Supporti reggi guida 45 e 50 mm | <ul style="list-style-type: none"> 1. Lateral and upper guide for 45mm concealed built-in version 2. Lateral and upper guide for 50mm concealed built-in version 3. Handle profile 4. Cover profile for "C" element with clips 5. Waterproof polyester mesh 6. Command rod OPTIONAL 7. "L" wire-guide device 8. Tensioning unit with spring 9. Guide holder supports for 45 / 50 mm |
|---|--|

Accessori / Accessories

Rete in poliestere (PL) grigia WaterProof
Asta di comando H 55 cm
Reti colorate H300 (fino esaurimento)
Rete nera con metallizzazione esterna H300 (fino esaurimento)
Cambio rete

Waterproof grey polyester mesh
Rod H 55 cm
Coloured meshes – Width 300 cm (only while stocks last)
Black mesh with external metal. W 300 cm (only while stocks last)
Mesh replacement

Plastica / Plastic parts



Reti / Meshes



Alluminio / Aluminium

Fascia 1 / Category 1					Fascia 2 / Category 2		Fascia 3 / Category 3
1	5	6	7	27			26
30	35	41					



Colori non in pronta consegna. Giorni necessari per la consegna:
Colors not in prompt delivery. Expected lead-times:

Fascia 1 e 2: 20 gg | Fascia 3: 30 gg
Category 1 e 2: 20 gg | Category 3: 30 gg

Modello
Model

Versione
Version

Dimensioni Max (per altre dim. chiedere disponibilità)
Max sizes (for different sizes ask for a quote)

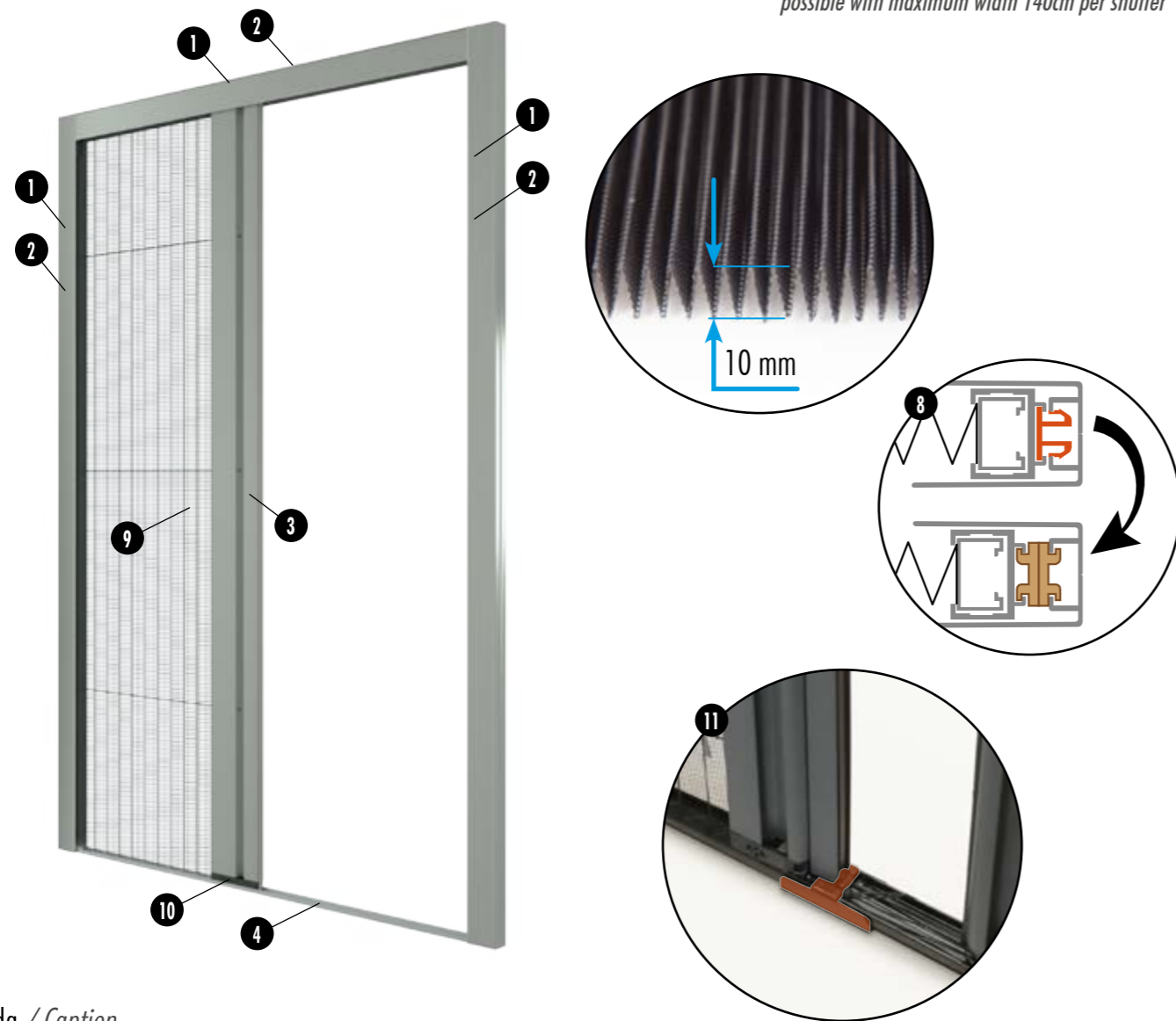
MINIMAL 17 L
MINIMAL 17 C

L Laterale / Lateral
C Centrale / Double-leaf

220 x *260 cm
440 x *260 cm

Altre info vedi pg: 33
Other info see page: 33

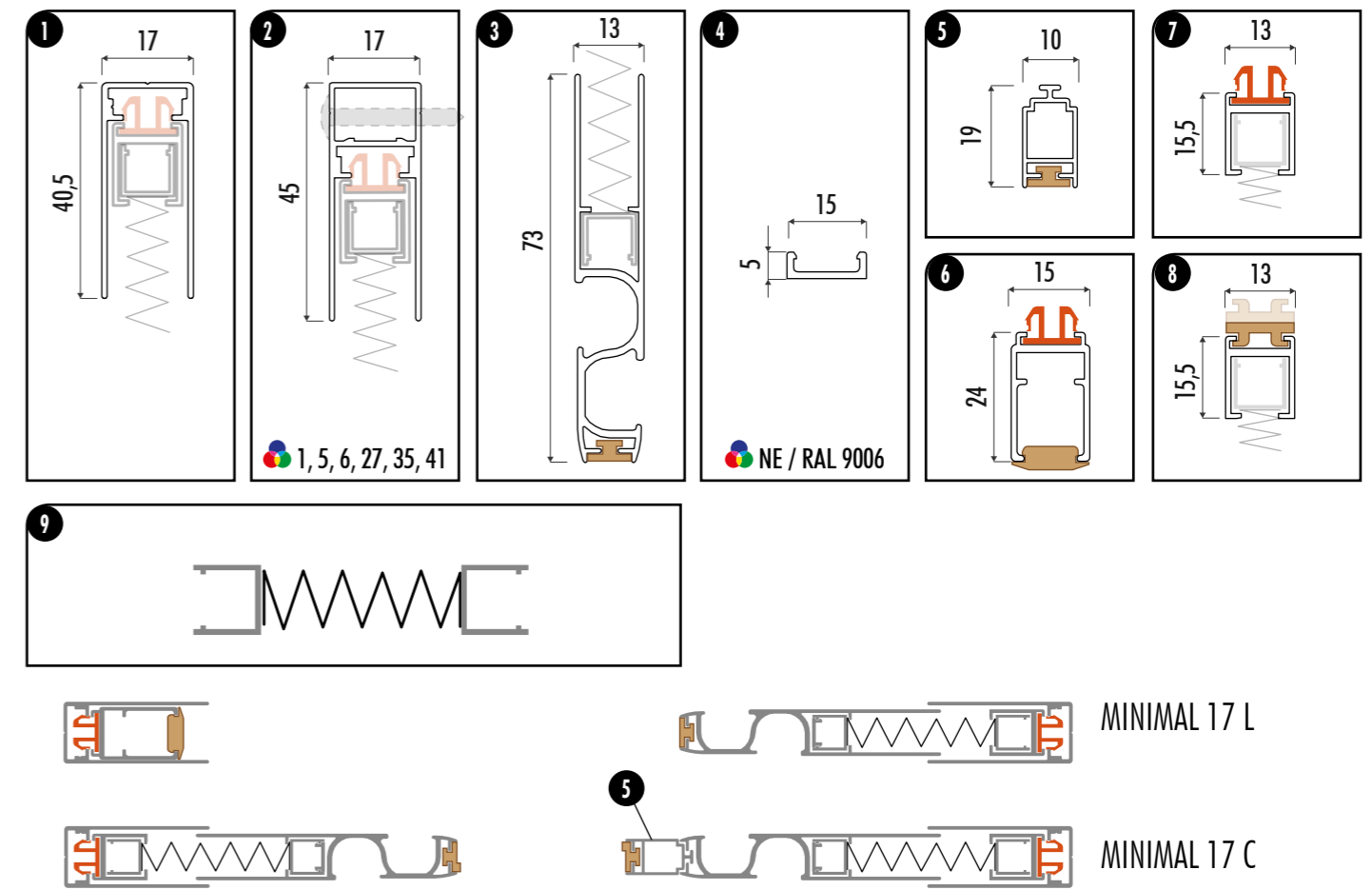
*H 320 realizzabile per larghezze max 140 ma sconsigliate in zone ventose. / * Height 320 cm possible with maximum width 140cm per shutter



Legenda / Caption

- | | |
|--|--|
| 1. Guide laterali e superiore | 1. Lateral and upper guide |
| 2. Guide laterali e superiore per attacco frontale | 2. Lateral and upper guide for face fitting |
| 3. Profilo barramaniglia | 3. Handle profile |
| 4. Guida a terra | 4. Bottom guide |
| 5. Distanziale porta magnete per versione "centrale" | 5. Spacer with magnet for double-leaf version |
| 6. Profilo porta tensionatori e magnete (non verniciato) | 6. Profil for magnet and tension adjuster (not painted) |
| 7. Profilo copri "C" con clip (non verniciato) | 7. Cover profile for "C" element with clips |
| 8. Profilo copri "C" con magnete ad alta energia (non verniciato) OPTIONAL | 8. Cover profile for "C" element with magnet (lateral version only) OPTIONAL |
| 9. Rete in poliestere | 9. Waterproof polyester mesh |
| 10. Tappo inferiore barramaniglia (col. NE) | 10. Bottom end cap (black) |
| 11. Fermo per versione "centrale" (col. NE) | 11. Locking device for double-leaf version (black) |

Disegni
Drawings




Accessori / Accessories


Rete in poliestere (PL) grigia
Cassonetto con attacco magnetico ad alta energia (solo laterale)
Attacco frontale 3 e 4 lati
Guida a terra RAL 9006 argento
Cambio rete

Grey polyester mesh
Headbox with magnetic fixing (lateral only)
Face fitting (3 and 4 sides)
Bottom guide RAL 9006 silver
Mesh replacement

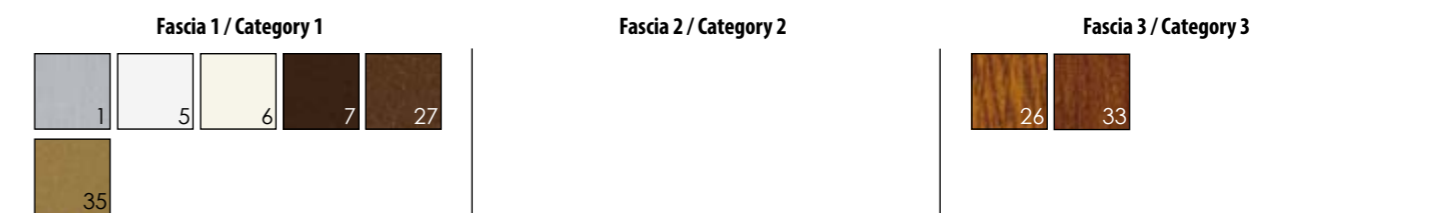
Plastica / Plastic parts



Reti / Meshes



Alluminio / Aluminium



Colori non in pronta consegna. Giorni necessari per la consegna:
Colors not in prompt delivery. Expected lead-times:

Fascia 1 e 2: 20 gg | Fascia 3: 30 gg
Category 1 e 2: 20 gg | Category 3: 30 gg

Modello
Model

Versione
Version

Dimensioni Max (per altre dim. chiedere disponibilità)
Max sizes (for different sizes ask for a quote)

MINIMAL 17 V

V Verticale / Vertical

160 x 200 cm

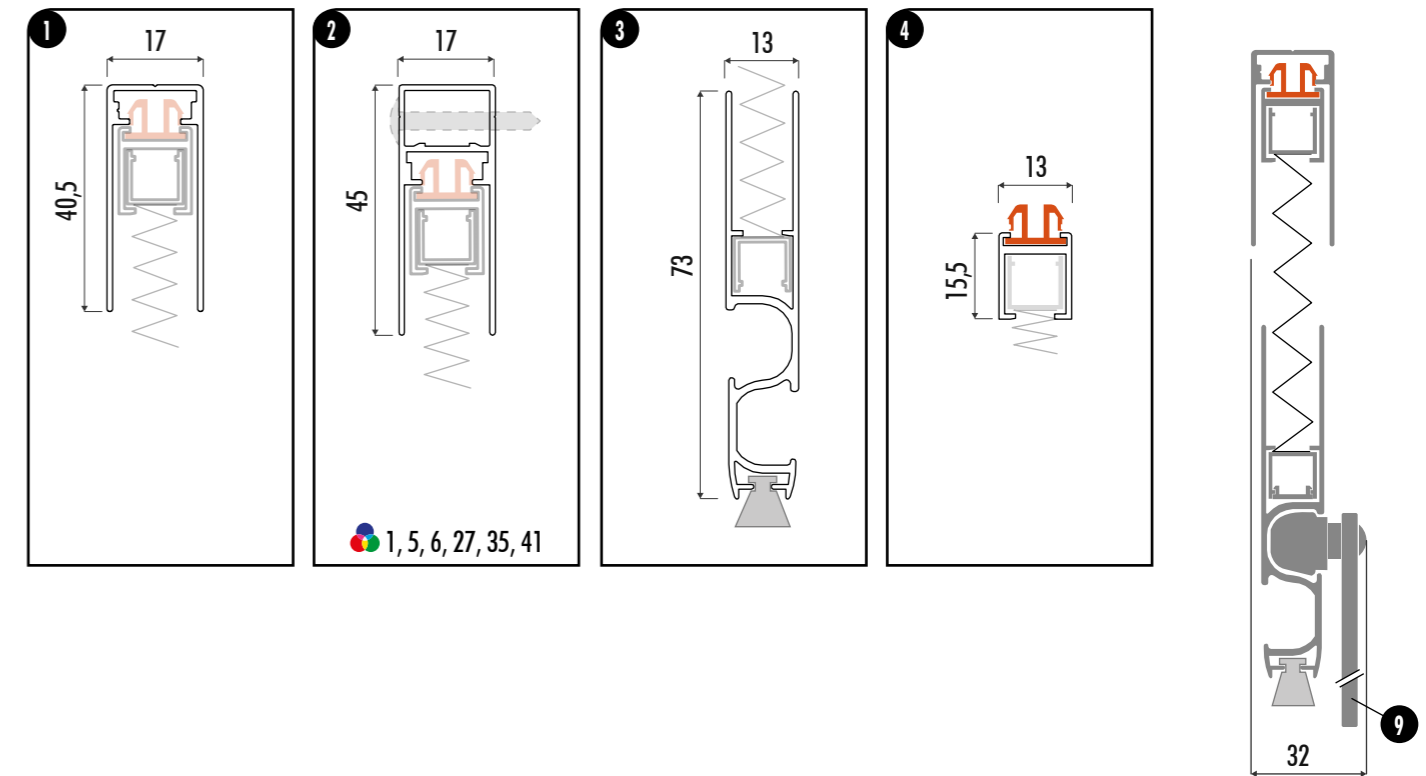
Altre info vedi pg: 33
Other info see page: 33



Legenda / Caption

- | | |
|---|---|
| 1. Guide laterali e superiore | 1. Lateral and upper guide |
| 2. Guide laterali e superiore per attacco frontale | 2. Lateral and upper guide for face fitting |
| 3. Profilo barramaniglia | 3. Handle profile |
| 4. Profilo copri "C" con clip | 4. Cover profile for "C" element with clips |
| 5. Rete in poliestere | 5. Polyester mesh |
| 6. Passa fili a "L" | 6. "L" wire-guide device |
| 7. Blochetto tensionatore con molla | 7. Tensioning unit with spring |
| 8. Regolatori esterni dell'oscillazione della barramaniglia (Col. NE) | 8. Handle bar stability adjusting devices (black) |
| 9. Asta di comando OPTIONAL | 9. Command rod OPTIONAL |

Disegni
Drawings




MINIMAL 17 V

Accessori / Accessories


Rete in poliestere (PL) grigia e nera
Asta di comando H 50 cm in PVC nera
Attacco frontale 3 e 4 lati
Cambio rete

Grey and black polyester mesh
Command rod H 50 cm
Face fitting (3 and 4 sides)
Mesh replacement

Plastica / Plastic parts



Reti / Meshes


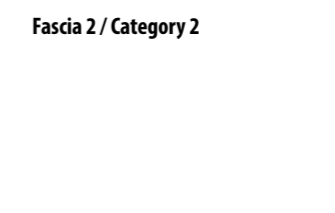



Poliestere nero
Polyester, black



Poliestere grigio
Polyester, black

Alluminio / Aluminium



Colori non in pronta consegna. Giorni necessari per la consegna:
Colors not in prompt delivery. Expected lead-times:

Fascia 1 e 2: 20 gg | Fascia 3: 30 gg
Category 1 e 2: 20 gg | Category 3: 30 gg

Modello
Model

Versione
Version

Dimensioni Max (per altre dim. chiedere disponibilità)
Max sizes (for different sizes ask for a quote)

SLIM 13 L
SLIM 13 C

L Laterale / Lateral
C Centrale / Central

220 x *260 cm
440 x *260 cm

Altre info vedi pg: 33
Other info see page: 33

*H 320 realizzabile per larghezze max 140 ma sconsigliate in zone ventose. / * Height 320 cm possible with maximum width 140cm per shutter

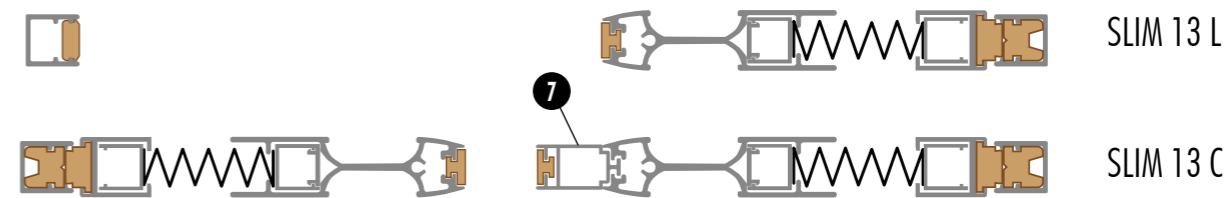
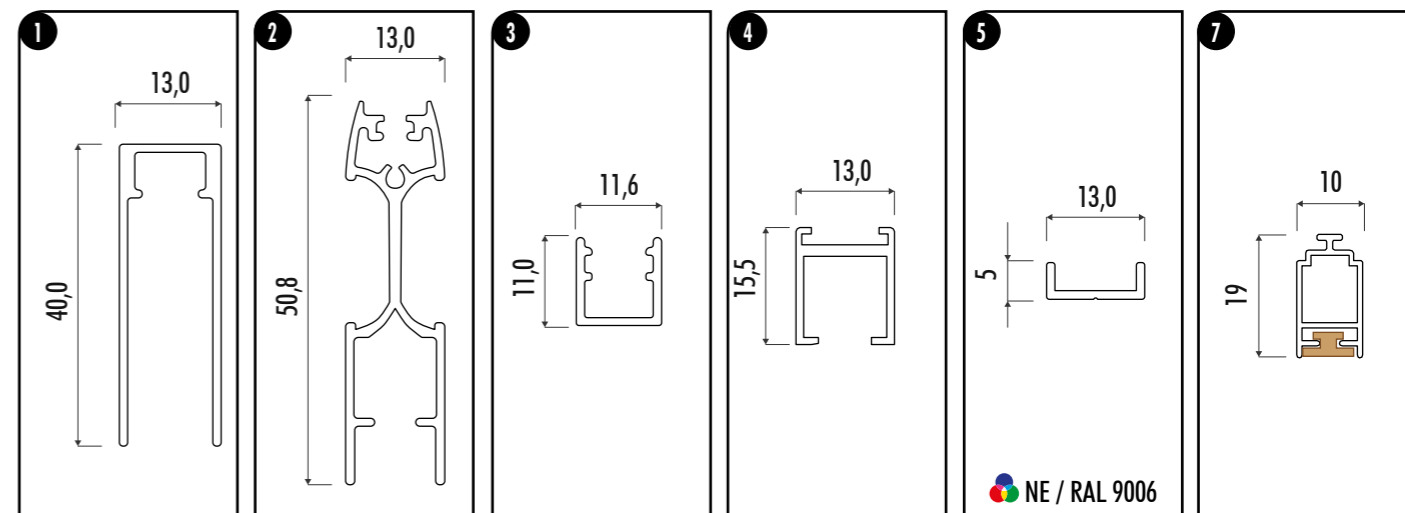


Legenda / Caption

1. Guide superiore
2. Profilo barramaniglia
3. Profilo a muro
4. Profilo copri "C" verniciato
5. Guida a terra
6. Rete in poliestere
7. Distanziale porta magnete per versione "centrale"

1. Upper guide
2. Handle profile
3. Closure profile
4. Cover profile for "C" painted
5. Bottom guide
6. Polyester mesh
7. Spacer with magnet for double-leaf version

Disegni
Drawings




Accessori / Accessories

Rete in poliestere (PL) grigia e nera
Guida a terra RAL 9006 argento
Cambio rete

Fly screen with waterproof pleated polyester mesh
Bottom guide RAL 9006 silver
Mesh replacement

Plastica / Plastic parts



Reti / Meshes



Poliestere nero
Polyester, black



Poliestere grigio
Polyester, black

Alluminio / Aluminium

Fascia 1 / Category 1



Fascia 2 / Category 2

Fascia 3 / Category 3



Colori non in pronta consegna. Giorni necessari per la consegna:
Colors not in prompt delivery. Expected lead-times:

Fascia 1 e 2: 20 gg | Fascia 3: 30 gg
Category 1 e 2: 20 gg | Category 3: 30 gg

Modello
Model

Versione
Version


Dimensioni Max (per altre dim. chiedere disponibilità)
Max sizes (for different sizes ask for a quote)

SLIM 13 V

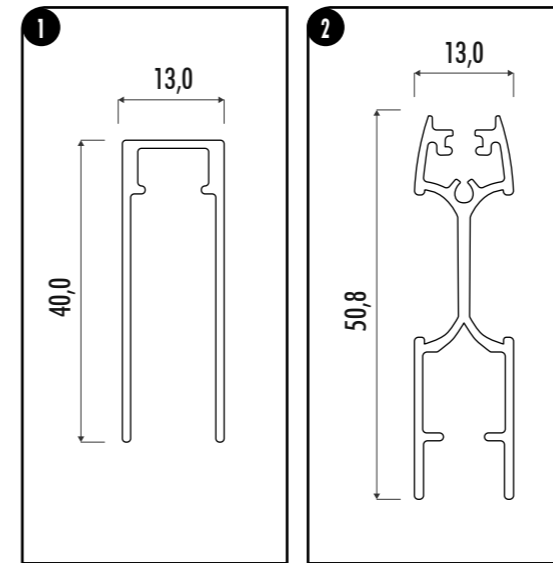
V Verticale / Vertical

160 x 200 cm

Altre info vedi pg: 33
Other info see page: 33



Disegni
Drawings



SLIM 13 V

Legenda / Caption

1. Profili laterali
2. Profilo barramaniglia e superiore
3. Rete in poliestere


1. Lateral profiles
2. Handle bar and upper rail
3. Polyester mesh

Accessori / Accessories


Rete in poliestere (PL) grigia e nera
Cambio rete

Grey and black polyester mesh
Mesh replacement

Plastica / Plastic parts



Reti / Meshes



Poliestere nero
Polyester, black



Poliestere grigia
Polyester, black


Alluminio / Aluminium

Fascia 1 / Category 1



Fascia 2 / Category 2

Fascia 3 / Category 3




Colori non in pronta consegna. Giorni necessari per la consegna:
Colors not in prompt delivery. Expected lead-times:

Fascia 1 e 2: 20 gg | Fascia 3: 30 gg
Category 1 e 2: 20 gg | Category 3: 30 gg

Modello
Model

KIT PER FISSAGGIO FRONTALE STANDARD / STANDARD KIT FACE FITTING



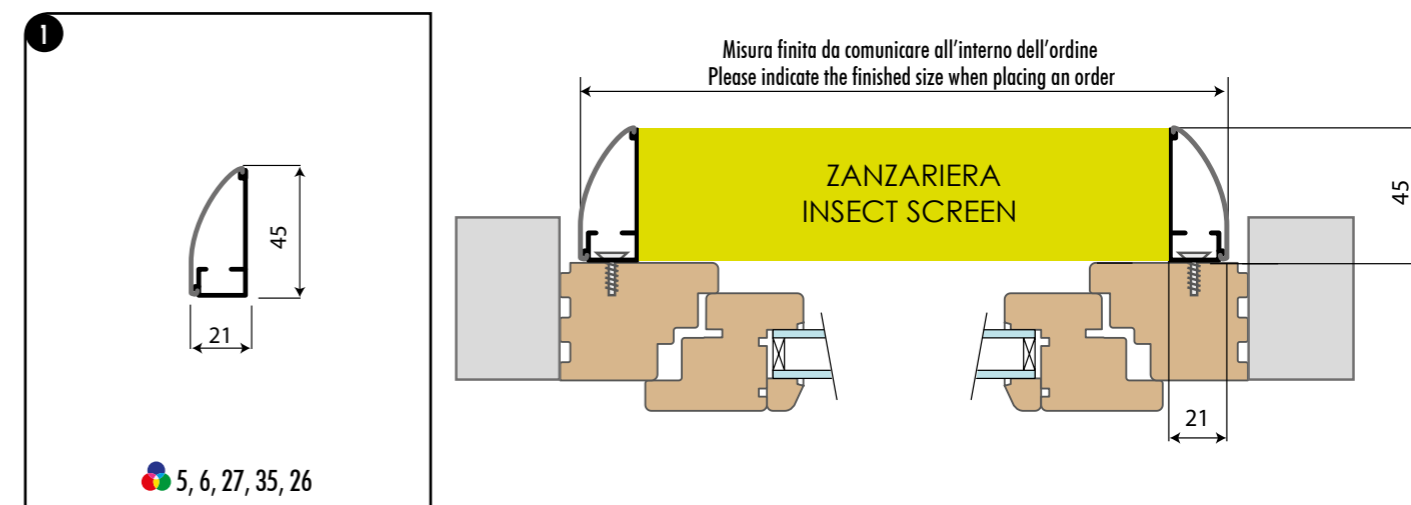
Modello 45: Con angoli di
congiunzione in nylon neri
e bianchi. / Model 45: Black
and white nylon angle joints.

Legenda / Legend


- 1. Profilo coperture
- 2. Profilo a "L"
- 3. Angoli di congiunzione (bianchi e neri)

- 1. Covering profile
- 2. "L" profile
- 3. Connecting corners (white, black)


Disegni
Drawings



Configurazioni / configuration



3 lati "A"
3 sides "A"



4 lati "E"
4 sides "E"

Accessori / Accessories

Profili a "L" + Copertura Fascia 1
Profili a "L" + Copertura Fascia 3
Lavorazione 4 lati (taglio + assemblaggio + squadrette)
Lavorazione 3 lati (taglio + assemblaggio + squadrette)

"L" profiles + Cover Category 1
"L" profiles + Cover Category 3
Machining 4 sides (cutting + assembly + angles)
Machining 3 sides (cutting + assembly + angles)

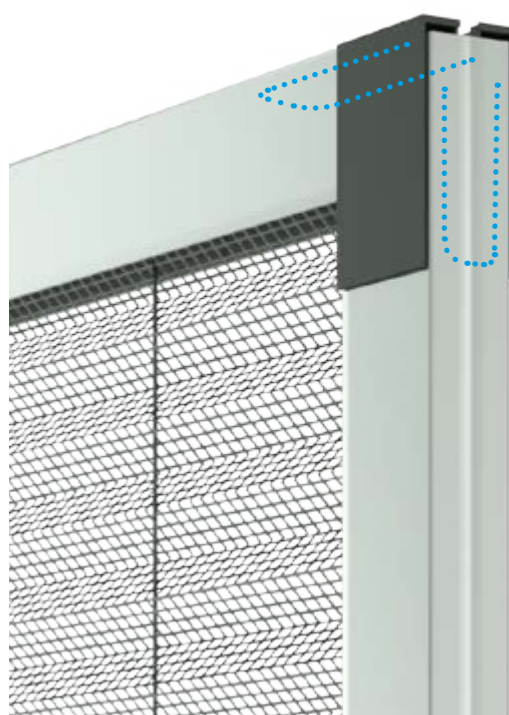
AGGANCIO MAGNETICO / MAGNETIC HOOK



La zanzariera plissè laterale viene fornita di serie con un aggancio a clip che vincola il kit rete al profilo a muro. Un optional importante è a disposizione qualora si voglia utilizzare un magnete al posto delle clip per assicurare un accoppiamento "collassabile" in caso di impatto involontario contro la rete. Superata la forza di tenuta del magnete si ottiene uno sgancio che salvaguarda il pacchetto rete da rotture indesiderate. Molto interessante se nella abitazione sono presenti bimbi o animali.

The standard lateral pleated insect screen comes with a clip hook that holds the mesh against the wall closure profile. An important optional is available if you wish to use a magnet instead of the clips for ensuring a collapsible coupling in case of accidental impact against the mesh. Once the holding power of the magnet is exceeded, it is released, thus protecting the mesh pack from undesirable tearing. This is very important in homes where there are small children or animals.

GUIDE AUTOPORTANTI / SELF-SUPPORTING GUIDES



La filosofia dei prodotti palagina è da sempre improntata ad una posa in opera semplice e veloce che riduca gli impatti sulle soglie e renda esteticamente accattivante il sistema. La zanzariera plissè è stata dotata di apposite mascherine autoportanti per non obbligare il posatore al fissaggio della guida superiore e per compensare gli antiestetici fuori squadra che si vedono nella giunzione tra guida laterale e superiore.

The philosophy behind Palagina's products has always been based on fast and simply installation: we offer visually attractive products, while making sure door or window frames are not damaged by drill holes or screws. The pleated insect screen comes with special self-supporting cover caps which means the installer is not forced to fasten the upper guide, thus overcoming any unsightly, out-of-square of the window reveal that would instead be visible at the joint between the side and upper guides.

TAPPI AD ALTO SCORRIMENTO / SMOOTH-SLIDING CAPS



Tutti i prodotti Palagina sono concepiti per una estrema semplicità di utilizzo. Per aumentare la scorrevolezza del sistema plissè 22mm è stata inserita una boccola che ha la funzione di diminuire gli attriti e guidare i fili in uscita. La zanzariera scorre con la sola forza di un dito!

All the Palagina products are designed to ensure extreme user-friendliness. To increase the smoothness of the system, the 22-mm pleated insect screen has been equipped with a ball-bearing which helps to reduce any friction and ensures proper running of the wires. The insect screen slides with the mere touch of a finger!

PASSAFILI A "L" / L-SHAPED WIRE-GUIDE DEVICE



Una delle problematiche della zanzariera plissè verticale è la corretta gestione del passaggio dei fili nella guida laterale dato che non è presente una guida inferiore. Questa "invenzione" PALAGINA permette un passaggio dei fili veloce ed efficace. Con un semplice click si blocca il passafili e il sistema è perfettamente funzionante.

One of the main problems with vertical pleated insect screen is the adjustment of the wires in the side guide due to the fact that there is no guide at the bottom. This "invention" of PALAGINA allows for fast and correct fitting of the wires. With a simple click the wire-guide device is locked and the system becomes fully functional.

RETI WATERPROOF / WATERPROOF MESHES



Le reti plissè grazie alla loro forma sono molto adatte a tutte quelle applicazioni in cui vengano richieste dimensioni importanti senza l'utilizzo di molle di richiamo o sistemi di sblocco. Uno dei limiti del prodotto è sempre stato effettuare la corretta manutenzione della rete che tende ad accumulare sporcizia, acqua e polvere.


Le nuove tecnologie a disposizione hanno reso disponibile una nuova tipologia di rete chiamata "waterproof" che trattiene fino al 60% in meno di acqua e rende la pulizia della zanzariera molto più semplice.

Richiedi quindi questa rete che renderà molto più semplice la vendita del prodotto. Per vedere un test sul reale funzionamento dei prodotti vai sul nostro canale youtube e al seguente indirizzo potrai constatare quanto sopra descritto.

Pleated meshes are ideally suited to protecting large openings without the need of return springs or release systems. One of the problems with this product is to keep the mesh clean as it tends to accumulate dirt, dust and water.

The new technologies available have now made an innovative type of "waterproof" mesh possible which retains up to 60% less water and makes the cleaning of the insect screen much simpler.

Learn more about this new mesh, in order to be able to convey the right information to your customers. Visit our Youtube channel to find out how the product works or click on the link below to get technical specification.



IMPACCHETTAMENTI MINIMI / MINIMUM DIMENSIONS

Plissè 38mm

Dimensione aperta Opened dimension	Min.
500 mm	97 mm
1000 mm	97 mm
1500 mm	105 mm
2000 mm	122 mm

Big 31 mm

Dimensione aperta Opened dimension	L Min.	B Min.
500 mm	70 mm	115 mm
1500 mm	92 mm	122 mm
2500 mm	125 mm	155 mm
3500 mm	158 mm	188 mm
4500 mm	192 mm	222 mm

Wireless 24mm

Dimensione aperta Opened dimension	Min.
500 mm	121 mm
750 mm	137 mm
1000 mm	153 mm
1250 mm	169 mm
1600 mm	192 mm

Space 22 mm

Dimensione aperta Opened dimension	Min.
500 mm	78 mm
1000 mm	90 mm
1500 mm	103 mm
2000 mm	115 mm
2400 mm	125 mm

Minimal 17mm

Dimensione aperta Opened dimension	Min.
500 mm	104 mm
1000 mm	121 mm
1500 mm	138 mm
2000 mm	155 mm
2200 mm	162 mm

Slim 13mm

Dimensione aperta Opened dimension	V Min.	L Min.
500 mm	117 mm	97 mm
1000 mm	134 mm	114 mm
1500 mm	151 mm	131 mm
2000 mm	169 mm	149 mm
2200 mm	175 mm	155 mm

 **PALAGINA**
Il modo migliore di proteggersi
The best way to protect yourself

PALAGINA srl - Via Palagina, 39
Ponte a Cappiano - 50054 Fucecchio (FI)
Tel.: 0571-295144 Fax: 0571-297756
e-mail: info@palagina.eu
web: www.palagina.eu

